

Dec. 17, 1935.

E. F. SILKMAN

2,024,541

PUZZLE

Filed Sept. 9, 1932

Fig. 1.




Fig. 2.

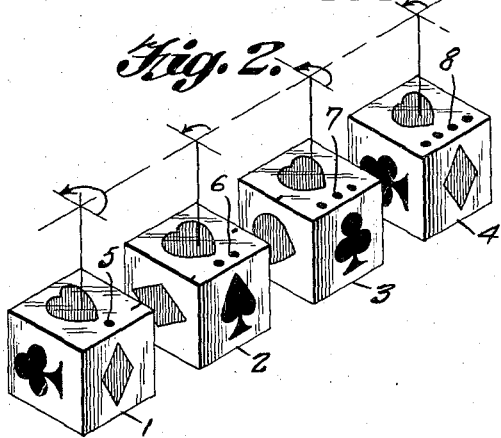


Fig. 3.

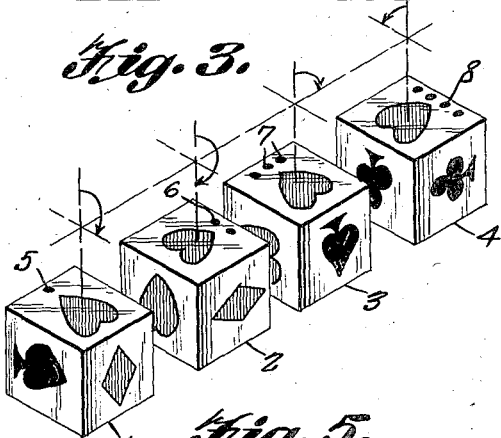


Fig. 4.


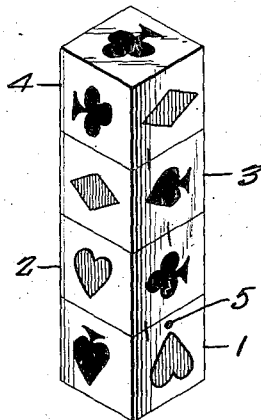


Fig. 5.



Edwin F. Silkman,

INVENTOR

BY *Victor J. Evans & Co.*

ATTORNEY

P. H. Wisbey.

WITNESS:

UNITED STATES PATENT OFFICE

2,024,541

PUZZLE

Edwin F. Silkman, Baltimore, Md.

Application September 9, 1932, Serial No. 632,448

1 Claim. (Cl. 273—156)

This invention relates to puzzles and its general object is to provide a puzzle that includes pieces in the form of dice having indicia on the faces thereof representing the suits in a deck of playing cards, namely, spades, hearts, clubs and diamonds with the indicia so arranged whereby extreme difficulty will be experienced in stacking the dice in superposed relation with respect to each other or one upon the other, in a manner so that each suit is displayed in sequence on the four vertical sides of the stack, as such arrangement is the object to accomplish in solving the puzzle.

A very important object of the invention is to provide a puzzle of the character set forth, that is difficult to solve, yet is extremely amusing and causes much merriment and fun.

This invention also consists in certain other features of construction and in the combination and arrangement of the several parts, to be hereinafter fully described, illustrated in the accompanying drawing and specifically pointed out in the appended claim.

In describing my invention in detail, reference will be had to the accompanying drawing wherein like characters denote like or corresponding parts throughout the several views, and in which:—

Figure 1 is a view showing the faces of the dice diagrammatically.

Figure 2 is a perspective view illustrating the initial arrangement of the dice prior to solving the puzzle or the first step to take in accomplishing the solution.

Figure 3 is a similar view illustrating the position of the dice after taking the second step.

Figure 4 is a similar view after taking the third step.

Figure 5 is a perspective view showing the dice stacked, or in the position after the final step in solving the puzzle has been accomplished.

Referring to the drawing in detail, it will be noted that my puzzle pieces are in the form of cubes or dice having the customary six sides and for distinction the dice are indicated respectively by the reference numerals 1, 2, 3 and 4.

Arranged on the faces of the dice is indicia which represent the suits in a deck of playing cards, namely, spades, hearts, clubs and diamonds. It will be noted from Figure 1 that the dice which is numbered 1 has arranged on its upper face a heart, on its lower face a spade, on its front face a diamond, on its rear face

a diamond, on one side face a club and on the opposite side face a spade.

The dice which is numbered 2 has arranged on its upper face a heart, on its lower face a club, on its front face a spade, on its rear face a heart, on one side face a diamond and on its opposite side face a club.

The dice which is numbered 3 has arranged on its upper face a heart, on its lower face a diamond, on its front face a club, on its rear face a spade and on its side faces a heart.

The dice which is numbered 4 has arranged on its upper face a heart, on its lower face a diamond, on its front face a diamond, on its rear face a club, on one side face a club and on its opposite side face a spade.

In order to distinguish the upper face of the dice in solving the puzzle, I employ designating marks on each of the front faces, and it will be noted that the dice numbered 1 is provided with one dot 5, the dice numbered 2 is provided with two dots 6, the dice numbered 3 is provided with three dots 7 and the dice numbered 4 is provided with four dots 8.

The object is to stack the dice in superposed relation, or one upon the other as shown in Figure 5 in a manner so that each suit is displayed in sequence on the four vertical sides of the stack, and the first step to accomplish that object, or in other words to solve the puzzle is to arrange the dice in side by side relation with the dots disposed in consecutive relation with respect to each other as shown in Figure 2.

The second step consists in turning the dice numbered 1 a half turn as indicated by the arrow therefor. The dice numbered 2 is given a quarter turn as indicated by its arrow. The dice numbered 3 is given a half turn as indicated by the arrow therefor, and the dice numbered 4 is given a quarter turn as shown by its arrow.

When the first step has been accomplished, the dice are arranged as shown in Figure 3, and the second step consists in rolling the dice numbered 1, one turn forward. The dice numbered 2 is rolled two turns forward. The dice numbered 3 is rolled one turn to the right, and the dice numbered 4 is rolled one turn to the rear, so that when the second step is accomplished, the arrangement of the dice is as shown in Figure 4.

The final step in the solution is to stack the dice in superposed relation or one upon the other, and to accomplish this step, the dice numbered 2 is placed upon or on top of the dice

numbered 1. The dice numbered 3 is then placed upon or on top of the dice numbered 2, and then the dice numbered 4 is placed upon or on top of the dice numbered 3. When this final step has been accomplished it will be found that the suits are each displayed on the vertical sides of the dice, with a different suit showing on each of the dice. In other words, the faces of the dice on the left side of Figure 5 reading from the lower face upward show a spade, a heart, a diamond and a club. The right hand faces show a heart, a club, a spade and a diamond. The faces opposite to the left hand faces will show a club, a spade, a heart, and a diamond, while the faces opposite to the right hand faces in Figure 5 will show a spade, a diamond, a club, and a heart. The suits on the upper and lower faces of the dice are also different. A club will appear on the upper face of the dice numbered 4, a spade on the lower face thereof, while a heart will appear on the upper face of the dice numbered 3, and a heart will appear on the lower face. On the dice numbered 2 a club will appear on its upper face, and a heart on its lower face, and on the dice numbered 1 a diamond will appear on its upper face and a diamond on its lower face, therefore it will be seen that the uppermost dice in the stack will have a club on its upper face, while the lowermost dice in the stack will have a diamond appearing on its lower face.

From the above description and disclosure of the drawing, it will be obvious that I have provided a puzzle which is rather difficult to solve

unless the solution is known and in that event, it can be worked very fast, much to the amusement of a person knowing the solution, who is working the same in the presence of a person or persons who have attempted to solve the puzzle and fail.

It is thought from the foregoing description that the advantages and novel features of my invention will be readily apparent.

I desire it to be understood that I may make changes in the construction and in the combination and arrangement of the several parts, provided that such changes fall within the scope of the appended claim.

What I claim is:

A puzzle comprising blocks, each block having like indicia on some of the faces and different indicia on the remaining faces, designating means on one of the faces of each block to distinguish one block from the other in aligning the blocks in row formation in the first step in working the puzzle, said designating means being dots disposed adjacent an edge of the blocks and increasing in numbers from one to four with the dots arranged in sequence accordingly on successive blocks in row formation, and said indicia being arranged on the blocks in a manner whereby when the blocks are aligned and thence individually turned, rolled, and stacked in superimposed face to face relation, one upon the other, in predetermined successive steps, the indicia on each vertical face of the blocks will differentiate when the final or stacking step is completed.

EDWIN F. SILKMAN. 35