






SF PP STAR 29




SF PP STAR 29 pat. pend

SF PP STAR 29 is not difficult. It has a unique triangular gear known as a Reuleaux gear. Warning, though easy to solve it is addictive. Several solutions such as vertical IPP, horizontal IPP, diagonal or IPP at bottom or top and on the right.



Palette Series

Flatland Gear Works Puzzles™

Copyright © 2006,2009 Douglas A. Engel
 Littleton, CO, U.S.A.
 All Rights Reserved
 General Symmetrics, INC.

Hendrik Haak IPP 29 exchange puzzle www.puzzle-shop.de

Copyright 2006,2009 Douglas A. Engel, made by Flatland Gear Works.
 (plastic puzzle in cardboard box, 4" x 4.75" x 7/16")

Copyright J. A. Storer