

EZ Atom 47092



EZ Atom Item #47092

The object of this brainteaser is to disassemble then reassemble it.

This brainteaser consists of three unique pieces plus one marble.

Silver = three openings. Gold = two openings.
Copper = one opening.

To disassemble:

Notice that one side of the copper piece has a small tab on it with an indent next to it. Push the small end of the gold piece that is furthest away from the tab on the copper piece counter clockwise. This will force the silver piece out of the locked position. Next, twist the silver piece off of the gold piece (gentle pressure may be required). Remove silver piece off puzzle. The gold piece will easily slide off of copper piece with marble.

To assemble:

Place the marble in the center circle of the copper piece. Slide the copper piece with the marble into the middle openings of the gold piece as shown (Fig. 2-3). Hook the silver piece onto the small end of the copper piece's side with the opening (Fig. 4). Twist the silver piece so that gold piece goes through its two inner openings and the copper piece is through the silver's side opening (Fig. 4-5). Gently push the silver piece towards the tab in the copper piece to lock in place (Fig. 5-6).

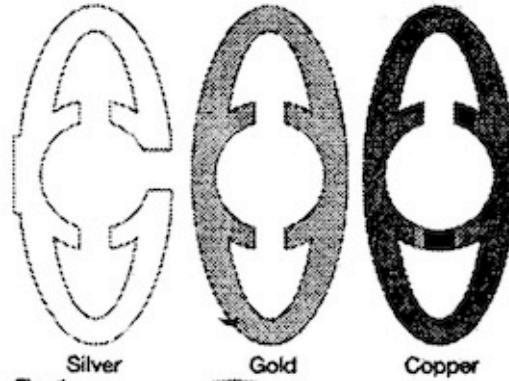


Fig. 1

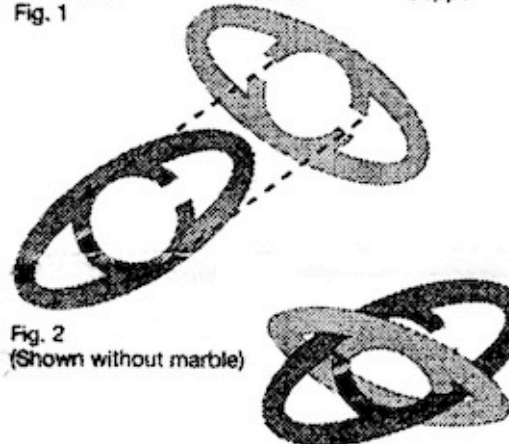


Fig. 2 (Shown without marble)

Fig. 3 (Shown without marble)

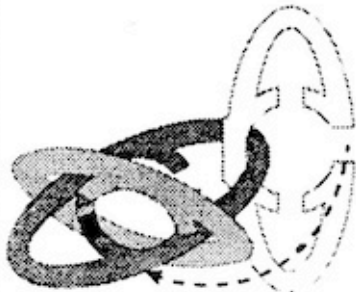


Fig. 4 (Shown without marble)



Fig. 5 (Shown without marble)



Fig. 6 (Shown with marble)

© DOUG ENGEL

Made in China, 2011.

(three metal pieces and a glass ball, each piece is 3.2" long)

Copyright J. A. Storer