



US00D500535S

(12) **United States Design Patent** (10) **Patent No.:** **US D500,535 S**
Thompson (45) **Date of Patent:** **** Jan. 4, 2005**

(54) **COMBINED BASEBALL STACKING PUZZLE AND PIECES**

(76) Inventor: **Raymond B. Thompson**, 2756 Marshall St., Falls Church, VA (US) 22042

(**) Term: **14 Years**

(21) Appl. No.: **29/178,429**

(22) Filed: **Mar. 27, 2003**

Related U.S. Application Data

(63) Continuation-in-part of application No. 29/175,365, filed on Feb. 5, 2003.

(51) **LOC (7) Cl.** **21-01**

(52) **U.S. Cl.** **D21/478**

(58) **Field of Search** D21/300, 301, D21/314-319, 471, 478, 479, 386, 707-714; D9/337, 338, 341, 307, 418, 441, 451; D11/131, 157; D19/42, 97; D7/651, 654; D3/211; 273/153 R, 156, 157 R, 153 P, 146, 241, 258-260, 264, 271, 276, 288, 290; 206/579, 315.1, 315.9, 775, 776, 781, 557, 564

(56) **References Cited**

U.S. PATENT DOCUMENTS

2,151,030	A	*	3/1939	Hinsen	273/146	X
3,624,939	A	*	12/1971	Gossard	D9/307	X
3,837,652	A		9/1974	Kuwagaki et al.			
3,945,645	A		3/1976	Roberts			
4,057,247	A		11/1977	Morrison			
4,060,247	A		11/1977	Kobres, Jr.			
4,325,552	A		4/1982	Glasheen			
4,988,103	A		1/1991	Cheng			
5,381,895	A	*	1/1995	Thomsen	206/315.9	

(List continued on next page.)

OTHER PUBLICATIONS

Tetra Toys Export Catalogue: 23: 20 Ball Adult Puzzle.*
Hong Kong Toys Feb. 1995, p. 318: balls inside basket and golf type ball at top of page; smooth tennis type ball under lower bat.*

(List continued on next page.)

Primary Examiner—Stella Reid

Assistant Examiner—C. Tuttle

(74) *Attorney, Agent, or Firm*—Cahn & Samuels, LLP

(57) **CLAIM**

The ornamental design for a combined baseball stacking puzzle and pieces, as shown and described.

DESCRIPTION

FIG. 1 is a perspective view of my new design for a combined baseball stacking puzzle and pieces in its assembled state;

FIG. 2 is a perspective photographic view shown without the cover for a clear disclosure of the stacked puzzle pieces;

FIG. 3 is a top view of FIG. 1.

FIG. 4 is a bottom view with the base removed to show the undersides of the assembled puzzle pieces;

FIG. 5 is a perspective view showing the base and piece elements of the design in a partially assembled state;

FIG. 6 is a top perspective view of the base portion of the design;

FIG. 7 is a bottom view of cover portion of the design;

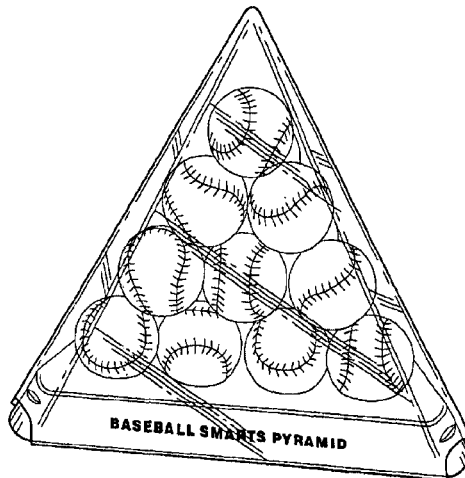
FIG. 8 is a bottom and side perspective view of the cover portion of the design;

FIG. 9 is a perspective view showing the puzzle piece elements of the design in an unassembled state;

FIG. 10 is a top view showing of one of the puzzle piece elements separately for clarity of disclosure; and,

FIG. 11 is a top view showing a pair of the puzzle piece elements in a stacked relationship.

1 Claim, 5 Drawing Sheets



US D500,535 S

Page 2

U.S. PATENT DOCUMENTS

D357,500 S * 4/1995 Mutterperl D21/713 X
D357,541 S * 4/1995 Neidell D24/197
D373,528 S * 9/1996 Ser Tuen Wei D9/418 X
5,558,331 A 9/1996 Zlotsky
5,695,312 A * 12/1997 Kelly 206/315.9 X
5,882,173 A * 3/1999 Ziegler 206/315.9
6,461,164 B1 * 10/2002 Ramelli 434/203

OTHER PUBLICATIONS

Hong Kong Toys Feb. 1996, p. 307: top row: items AT041, AT0448; third row; items AT468, fourth row: item AT469; fifth row: item AT043; sixth row: items AT0455; and bottom row: item AL0031.*

Hong Kong Toys, Jan. 1998: 1) p. 1005: top row center: football type balls; 2) p. 1649: baseball type balls at top and center of framed area, basketball type ball on upper right of framed area; and tennis type balls toward center of framed area; 3) pa.*

Austad's Golf Catalog, (undated): 1) logo balls inside cabinet shown in advertisement on back of order form; 2) p. 40: center golf ball with football motif at bottom of page.*

"Use Your Head Unlimited, Inc. : Games" web page printed from www.useyourheadunlimited.com/ssprmd.html circa 2001.

* cited by examiner

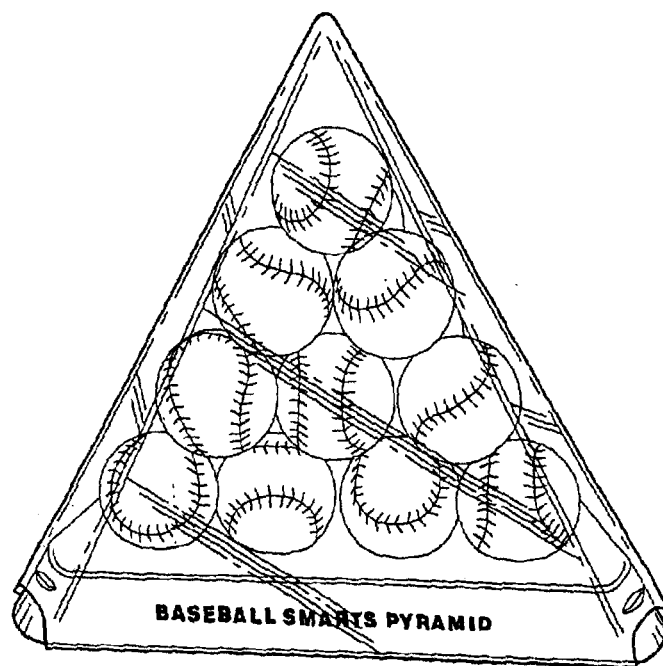


FIG. 1




FIG. 2

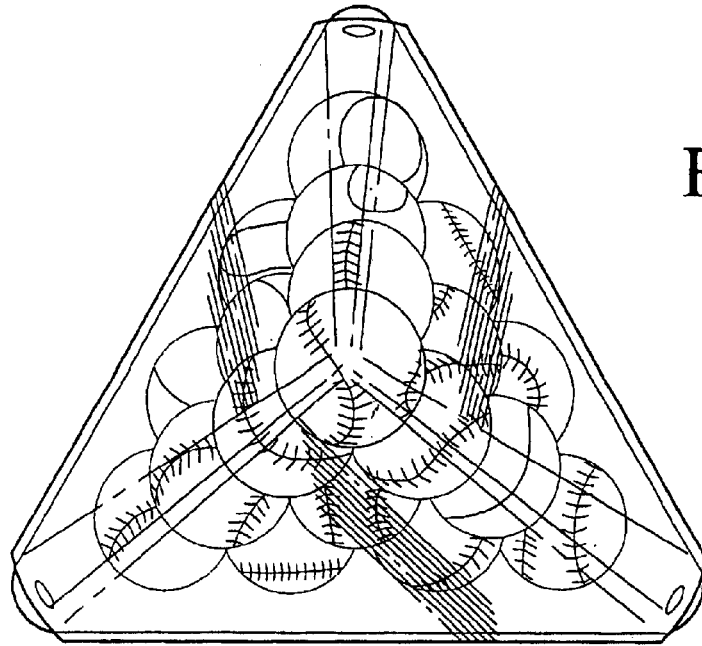


FIG. 3

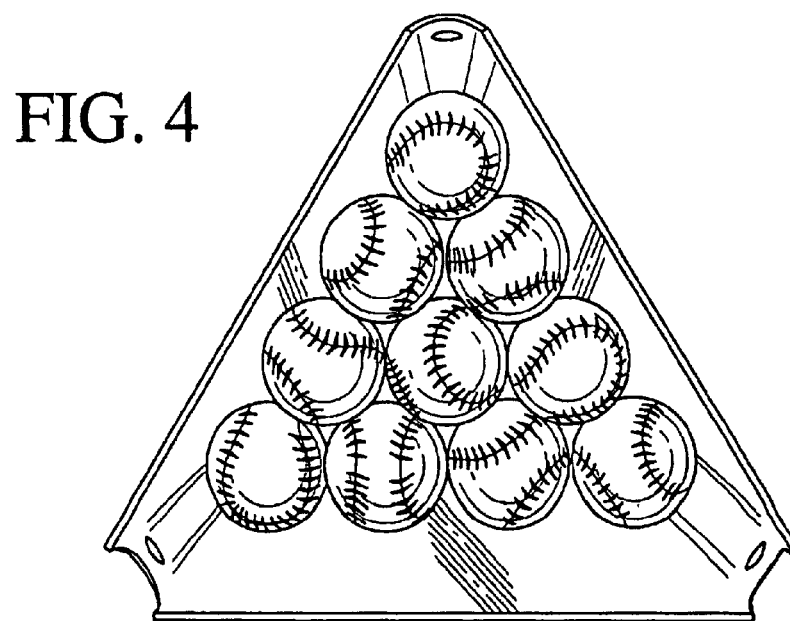


FIG. 4

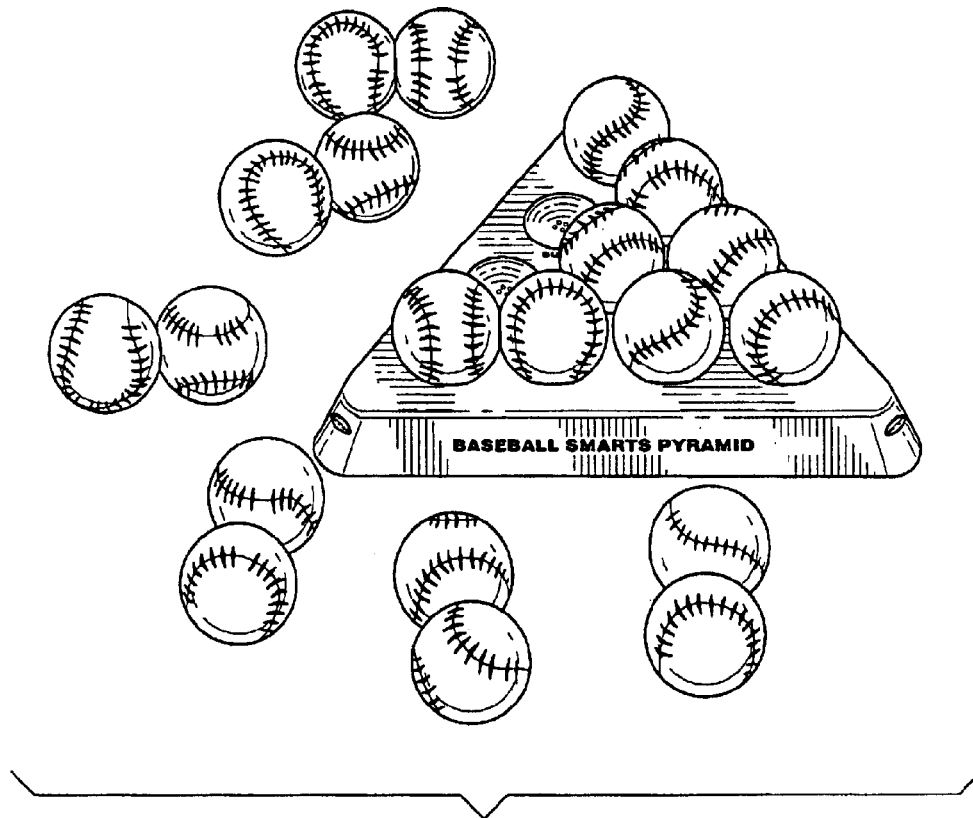


FIG. 5

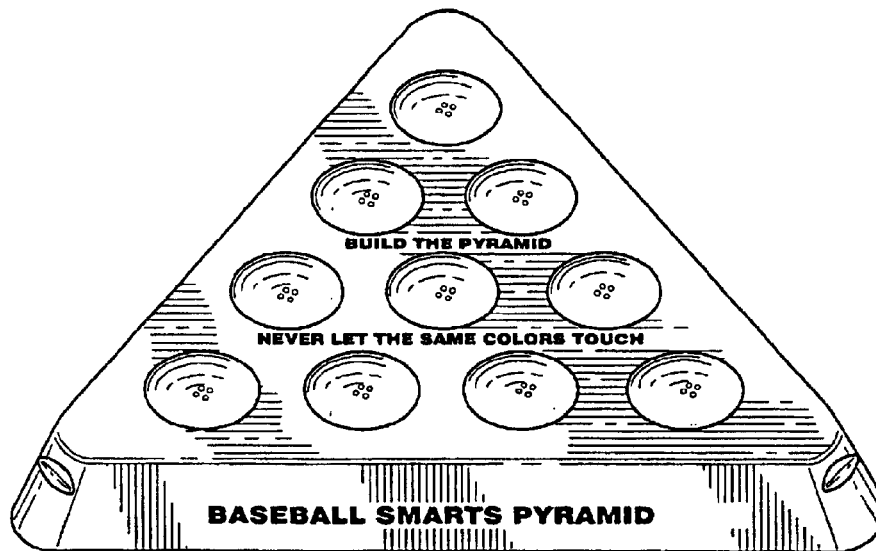


FIG. 6

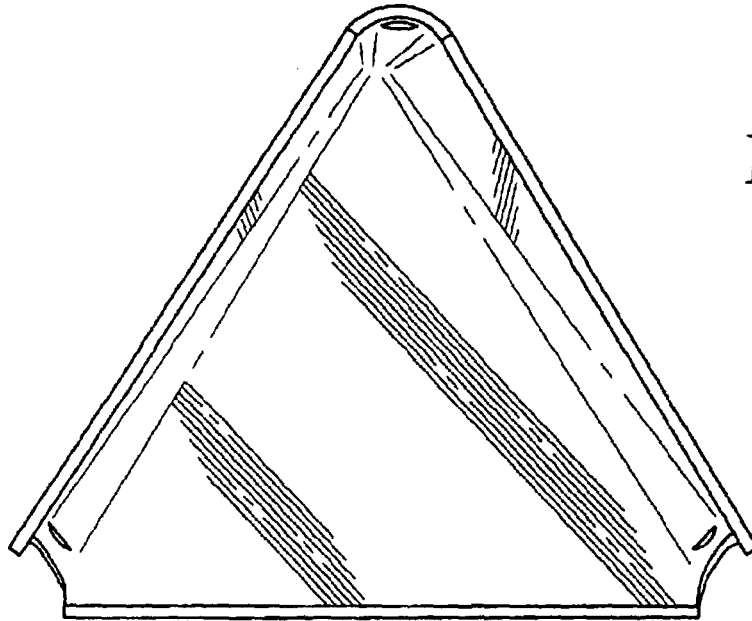


FIG. 7

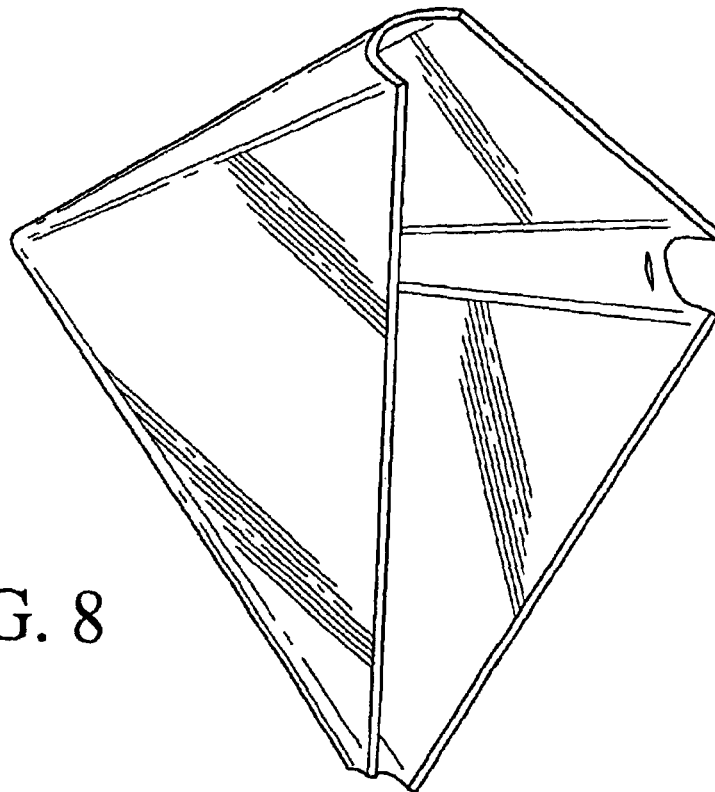


FIG. 8




FIG. 9

FIG. 10


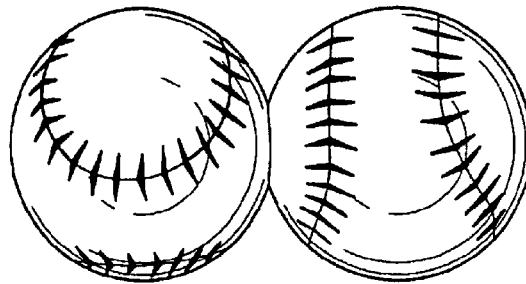


FIG. 11