

D21-479

AU

EX

D2676

XR

524,212

(Model.)

L. L. PORTER.  
PUZZLE.

No. 524,212.

Patented Aug. 7, 1894.

Fig. 1.

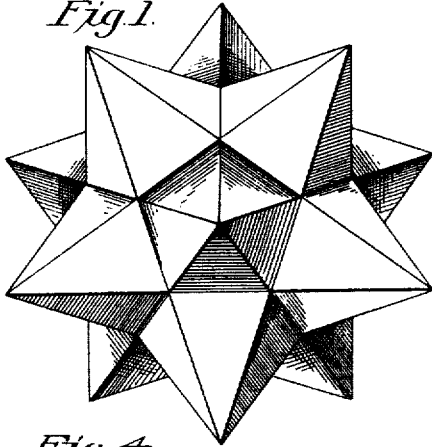


Fig. 2. A



Fig. 4.

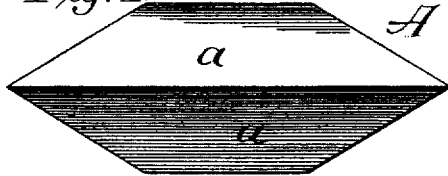


Fig. 3.

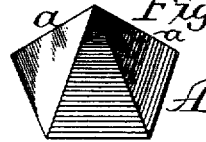


Fig. 5.

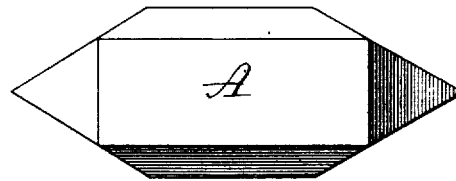


Fig. 6. B

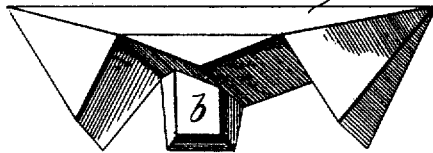


Fig. 9. E

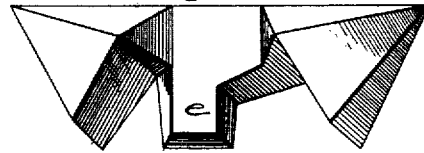


Fig. 7. C

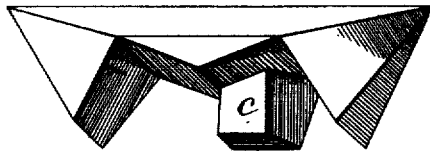


Fig. 10. F

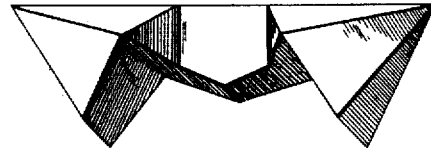


Fig. 8. D

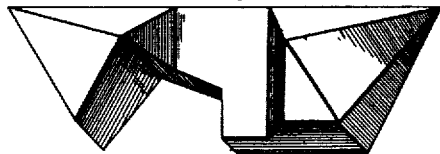
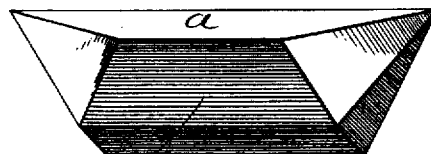


Fig. 11



Witnesses  
G. J. Downing.  
S. W. Foster

A Inventor:  
Lanning L. Porter  
By H. A. Seymour  
Attorney.

# UNITED STATES PATENT OFFICE.

LANSING LEE PORTER, OF EVANSTON, ILLINOIS.

## PUZZLE.

SPECIFICATION forming part of Letters Patent No. 524,212, dated August 7, 1894.

Application filed January 12, 1893. Serial No. 458,171. (Model.)

*To all whom it may concern.*

Be it known that I, LANSING LEE PORTER, a citizen of the United States, residing at the city of Evanston, in the county of Cook and State of Illinois, have invented and produced a new and original Improvement in Puzzles, of which the following is a specification, reference being had to the accompanying drawings, forming a part thereof.

My invention relates to an improvement in dissected puzzles, and it consists in six separable blocks constructed to interlock and fit snugly together and be held in place by one block which acts as a key for the remaining five.

In the accompanying drawings Figure 1 is a view of the completed puzzle. Figs. 2, 3, 4, 5 and 11 are views in different elevations of the key and Figs. 6, 7, 8, 9, and 10 are views of the remaining five blocks which comprise the rest of the puzzle.

A represents a key. This key has five sides and its ends have a pentagonal pyramidal shape the apexes of which are preferably at the opposite ends of a straight line formed by the angle between two of the sides of the key, and two of the sides of each of the pentagons are coincident with two of the sides  $a, a$ , of the key so that the axes of these pyramidal pentagons are at an acute angle to the angle formed by the two sides  $a, a$ . Blocks B, C, D, E, and F are the same as block or key A in general form except that they are mortised in

the center and blocks B, C and E are provided with tenons  $b, c$  and  $e$  respectively constructed and adapted to fit and interlock with one another and form when together a mortise corresponding in shape to a cross section of the key or block A for the purpose of receiving the latter whereby all the blocks are held securely together and the figure shown in Fig. 1 formed.

It is evident that slight changes might be made in the form and arrangement of the several parts described without departing from the spirit and scope of my invention and hence I do not wish to limit myself to the exact construction herein set forth, but,

Having fully described my invention, what I claim as new, and desire to secure by Letters Patent, is—

1. A puzzle comprising blocks A, B, C, D, E and F as shown and described.

2. A puzzle comprising several separable blocks have pyramidal shaped ends two faces of each pyramidal end in alignment with corresponding faces of the opposite end, one block constituting a key and the remaining blocks cut away at a point between the pyramidal ends to interlock and fit one another and adapted when together to form a mortise to receive the key, substantially as set forth.

LANSING LEE PORTER.

Witnesses:

W. B. LORD,  
C. C. GRISWOLD.