
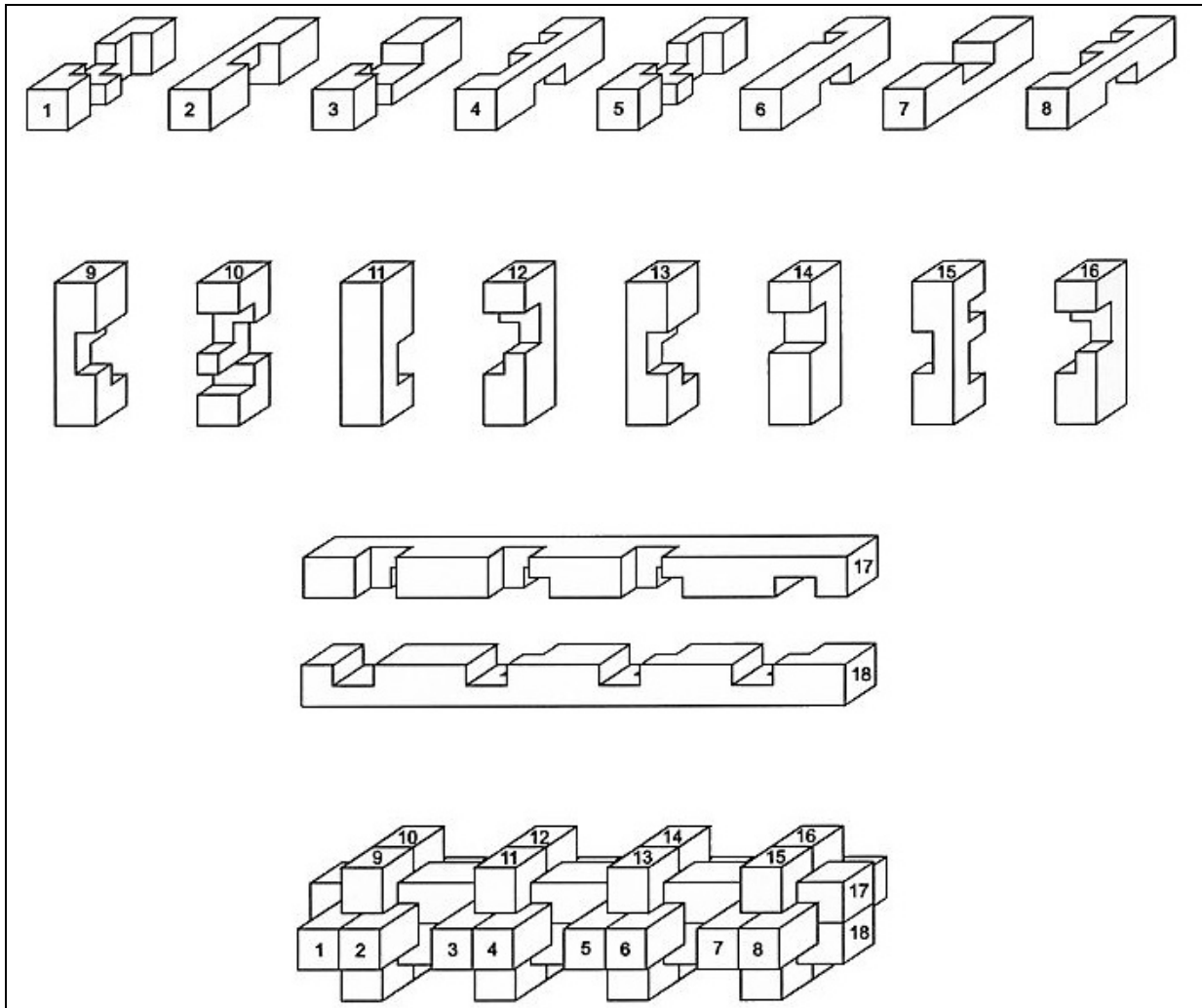


Four Burr Stick




Purchased from Interlocking Puzzles 2000.
 (wood, 2.5 by 2.5 by 9.8 inches)

Four standard 6-piece burrs that share one dimension. Pieces 4, 8, and 10 are identical, pieces 1, 5, and 15 are identical, pieces 12 and 16 are identical, pieces 11 and 14 are identical, and pieces 9 and 13 are identical:




Four Burr Stick Solution Sheet:


Four Burr Stick Solution




Step 1: Place pieces 1, 2, 3, 4, 5, 6 & 7 on piece 18 as shown.



Step 2: Add piece 11 to previous assembly (Step 1) as shown.




Step 3: Place piece 14 on piece 17 as shown. Location is approximate.




Step 4: Place assembly from Step 3 on top of assembly from Step 2.




Step 5: Slightly lift up right end of piece 17 and insert piece 8.




Step 6: Push piece 1 inward, insert piece 10 and return both to original position of piece 1. Pull piece 8 outward, insert piece 15 and return both to original position of piece 8.



Step 7: Add pieces 9, 12, 13 & 16 as shown.



Step 8: Slide puzzle closed. (Shown halfway closed)



Completed puzzle