

Drive Ya Nuts






Made by Milton Bradley, 1987.
(plastic, 5 inches)


Remove the hexagonal pieces from the pegs and then try to put them back so that the numbers on all edges match. Same puzzle as the *Circus Seven* puzzle, (numbers 1 through 6 correspond to the colors red, green, blue, yellow, white, and orange). For a computer, the solution space is small: 7 choices for the center piece, 6 choices for the first outside piece, 5 choices for the second, etc., for at most $7! = 5,040$ positions to try. Here are the directions that came with it:

TAKE A GOOD LOOK at the nuts before you play. Once you remove them from the pegs and mix them up, it may be a while before the puzzle is complete again!

Follow the Nuts and Bolts Instructions below when you're ready for the challenge.

-  • TAKE THE NUTS OFF THE PEGS
-  • MIX THEM UP
-  • ARRANGE THE NUTS ON THE PEGS SO THAT ALL THE TOUCHING SIDES HAVE MATCHING NUMBERS

Sounds simple, but it will drive you nutty!



SNAP THE BASE INTO THE HANDY COVER WHILE YOU'RE PLAYING.

NEED THE SOLUTION?

Send a self-addressed stamped legal-sized envelope to:

Drive Ya Nuts Solution
Milton Bradley Company
443 Shaker Road
East Longmeadow, MA 01028

Milton Bradley Company, Springfield, MA 01101
A Subsidiary of Hasbro, Inc. Made in U.S.A.

©1987 Milton Bradley Company.
All Rights Reserved. 4816

Further reading:

Jaap's Page, from: <http://www.geocities.com/jaapsch/puzzles/circus.htm>

Copyright J. A. Storer