


Simple Knot 47091



Knot Simple Item #47091

The object of this brainteaser is to disassemble then reassemble it.

This brainteaser consists of three unique pieces.

One end of the copper piece has a notch in it. The gold piece that is connected to this end of the copper piece has a lip that fits into this notch.

To disassemble the brainteaser, first slide the gold piece out. Then the copper and silver pieces will easily come apart.

To reassemble:

1. Slide the copper and silver pieces together so that the copper piece is nested in the silver piece and the tab from the silver piece is inserted into the hole in the copper piece (Figs. 2-3).

2. Take the gold piece, slide into the space created by the silver and copper pieces. It will nest the silver piece. The tab of the copper piece (where the notch is) fits into the hole in the gold piece (Figs 3-5).




Fig. 1

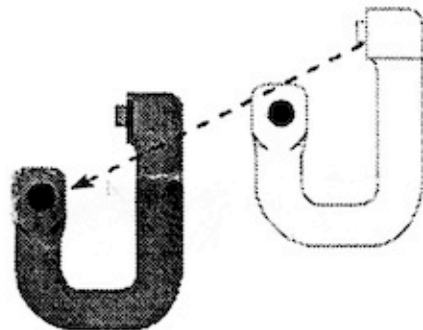


Fig. 2

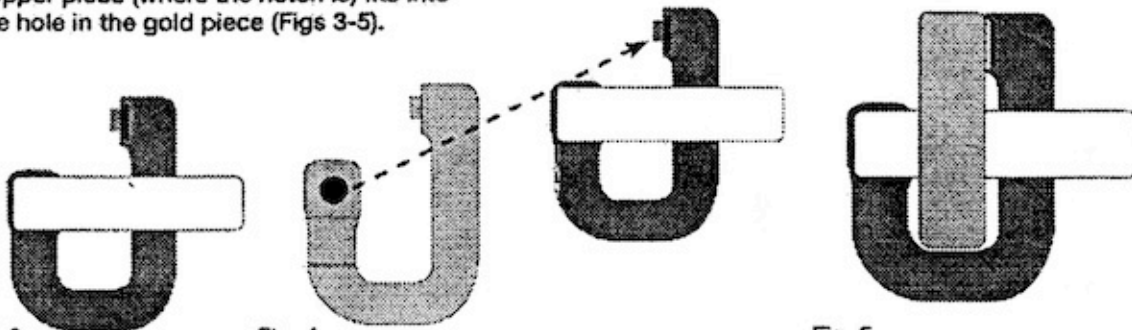


Fig. 3

Fig. 4

Fig. 5

© DOUG ENGEL

Made in China, 2011.
(three metal pieces, each is 2" long)

Copyright J. A. Storer